


Electro-Permanent Magnetic Chuck

SAV 243.71

With fine longitudinal pole pitch $P = 4 \text{ mm}$

Electro-permanent magnetic system with very small pole pitch.

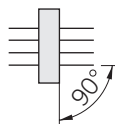
The magnetic force is produced by permanent magnets that are magnetized and demagnetized by short electric current pulses. This chuck is particularly notable for its high power, robust construction and long-life. Especially suitable for thin parts; workpieces cross to length of chuck.



Use:

For clamping of thin and flat high precision workpieces.

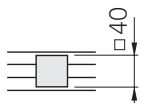
- for workpiece positioning cross to pole pitch



- for thin workpieces of min. 2 mm thick



- for flat workpieces with min. dimensions of 40 mm x 40 mm



Nominal holding force:

100 N/cm²,
adjustable with control unit
with encoded switch

Nominal operating voltage:

210 V DC up to size A x B = 600 x 250
360 V DC above size A x B = 600 x 250

Features:

- pole plate with very small longitudinal pole pitch of 3 mm steel and 1 mm brass
- glued lamination with additional pull anchors in length direction of chuck
- gap free construction of pole plate

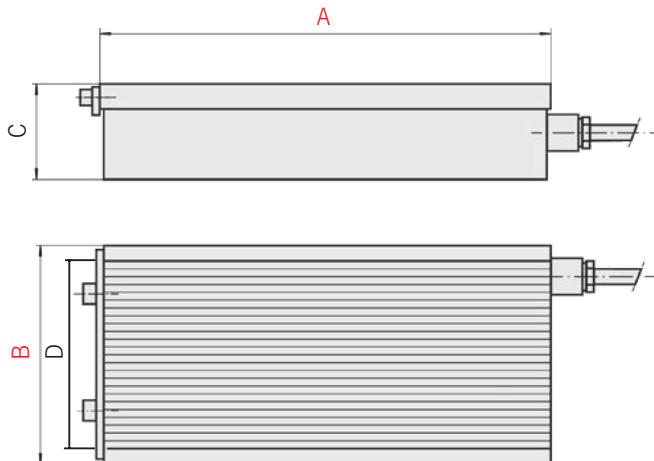
- high precision due to fine grid poleplate to body connection
- switching off through demagnetizing cycle
- pole plate wearing limit 8 mm
- low magnetic field height
- heat treated tension-free body
- electro-permanent system, guaranteeing safe operation during power failure
- mounting slots in both short faces
- extra enhanced systems available on request
- through holes for mounting in sizes over 1000 mm length on specification
- robust and waterproof
- sealed to IP 65
- for use with control unit type SAV 876.03-SF0-EP up to size A x B = 400 x 150 / SAV 876.10 above size A x B = 400 x 150 (see chapter 04)

Auxiliary equipment:

- side stop rail on short and long face
- connecting cable, 3 m, on the right-hand, short face
- with industrial watertight plug-in type connector on request
- lifting bolts on larger models

Electro-Permanent Magnetic Chuck

SAV 243.71

 With fine longitudinal pole pitch $P = 4$ mm


Other sizes and operating voltages available on request. Larger clamping surfaces can be made by flush mounting several units. Please refer to SAV 876.10 to SAV 876.03, for details regarding suitable control units, based on max. current or control voltage (see Chapter 04).



| Dimensions in mm | | | | Weight in kg | Chuck voltage in V | Control unit max. current in A | Suitable control unit |
|------------------|-----|----|-----|--------------|--------------------|--------------------------------|-----------------------|
| A | B | C | D | | | | |
| 200 | 100 | 77 | 53 | 12.0 | 210 | 30 / 16 | 876.10 / 876.03 |
| 300 | 100 | 77 | 53 | 18.0 | 210 | 30 / 16 | 876.10 / 876.03 |
| 300 | 150 | 77 | 101 | 26.0 | 210 | 30 / 16 | 876.10 / 876.03 |
| 400 | 150 | 77 | 101 | 34.0 | 210 | 30 / 16 | 876.10 / 876.03 |
| 450 | 175 | 77 | 125 | 44.0 | 210 / 360 | 30 / 16 | 876.10 / 876.03 |
| 400 | 200 | 77 | 149 | 45.0 | 210 / 360 | 30 / 16 | 876.10 / 876.03 |
| 500 | 200 | 77 | 149 | 56.0 | 210 / 360 | 30 / 16 | 876.10 / 876.03 |
| 600 | 200 | 77 | 149 | 67.0 | 210 / 360 | 30 | 876.10 |
| 800 | 200 | 77 | 149 | 90.0 | 210 / 360 | 30 | 876.10 |
| 500 | 250 | 77 | 197 | 70.0 | 210 / 360 | 30 | 876.10 |
| 600 | 250 | 77 | 197 | 84.0 | 210 / 360 | 30 | 876.10 |
| 800 | 250 | 77 | 197 | 112.0 | 360 | 30 | 876.10 |
| 500 | 300 | 77 | 253 | 86.0 | 360 | 30 | 876.10 |
| 600 | 300 | 77 | 253 | 103.0 | 360 | 30 | 876.10 |
| 800 | 300 | 77 | 253 | 137.0 | 360 | 60 | 876.10 |
| 1000 | 300 | 77 | 253 | 172.0 | 360 | 60 | 876.10 |
| 600 | 350 | 77 | 301 | 120.0 | 360 | 30 | 876.10 |
| 800 | 350 | 77 | 301 | 160.0 | 360 | 60 | 876.10 |
| 1000 | 350 | 77 | 301 | 200.0 | 360 | 60 | 876.10 |
| 600 | 400 | 77 | 349 | 137.0 | 360 | 30 | 876.10 |
| 700 | 400 | 77 | 349 | 160.0 | 360 | 30 | 876.10 |
| 800 | 400 | 77 | 349 | 183.0 | 360 | 30 | 876.10 |
| 1000 | 400 | 77 | 349 | 229.0 | 360 | 60 | 876.10 |
| 1200 | 400 | 87 | 349 | 275.0 | 360 | 60 | 876.10 |
| 800 | 500 | 77 | 453 | 229.0 | 360 | 60 | 876.10 |
| 1000 | 500 | 77 | 453 | 286.0 | 360 | 60 | 876.10 |
| 1200 | 500 | 87 | 453 | 344.0 | 360 | 60 | 876.10 |

Ordering example: **Electro-Permanent Magnetic Chuck SAV 243.71 - 1200 x 500 - 360 V**
 Ordering key: Name SAV - No. - A x B - Operating voltage