


## Electro-Permanent Magnetic Chuck

SAV 243.70

With continuous transverse pole arrangement P = 13, 18 and 25 mm

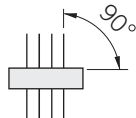
This range of magnetic chucks belongs to the new generation of electro-permanent magnetic chucks and is notable for its very robust, homogeneous design and its precision. The magnetic force is produced by permanent magnets that are magnetized and demagnetized by short electric current pulses. This chuck is particularly notable for its high power and long-life. The pole pitch gives real N and S-poles.



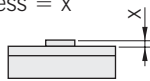
### Use:

For universal clamping of precision workpieces.

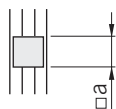
- for workpiece positioning cross to pole pitch



- for workpiece with min. thickness = x  
4.5 mm at P = 13 mm  
6.0 mm at P = 18 mm  
8.5 mm at P = 25 mm



- for flat workpieces with min. dimensions = a:  
25 mm x 25 mm at P = 13 mm  
32 mm x 32 mm at P = 18 mm  
45 mm x 45 mm at P = 25 mm



### Nominal holding force:

90 N/cm<sup>2</sup>, at pole pitch P = 13 mm  
110 N/cm<sup>2</sup>, at pole pitch P = 18 mm  
115 N/cm<sup>2</sup>, at pole pitch P = 25 mm  
adjustable with control unit with encoded switch

### Nominal operating voltage:

210 V DC up to size A x B = 600 x 400  
360 V DC above size A x B = 450 x 175

### Features:

- solid constructed pole plate with either 13 mm, 18 mm or 25 mm transverse pole pitch
- real magnetic (N/S) poles
- switching off through demagnetizing cycle
- heat treated tension free body
- electro-permanent system, guaranteeing safe operation during power failure
- air pressure release system on request for P = 18 or 25 mm
- gap free construction of pole plate
- fine grid pole plate to body connection
- extra enhanced systems available on request
- pole plate wearing limit 8 mm
- pole plate exchangeable
- mounting slots in both short faces
- through holes for mounting in sizes over 1000 mm length on specification
- robust and waterproof
- sealed to IP 65
- for use with control unit type SAV 876.03 / SAV 876.10 (see chapter 04)

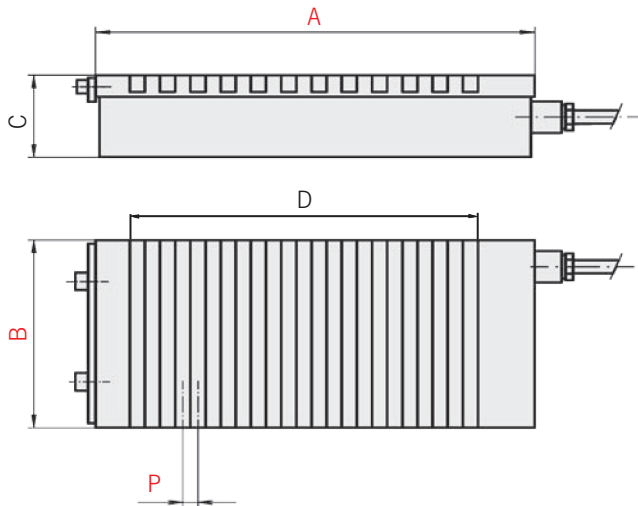
### Auxiliary equipment:

- side stop rail on short and long face
- connecting cable, 3 m, on the right-hand, short face
- lifting bolts on larger models

## Electro-Permanent Magnetic Chuck

SAV 243.70

With continuous transverse pole arrangement P = 13, 18 and 25 mm



Other sizes and operating voltages available on request. Larger clamping surfaces can be made by flush mounting several units. Please refer to SAV 876.10 to SAV 876.03, for details regarding suitable control units, based on max. current or control voltage (see Chapter 04).

Dimensions in mm					Weight in kg	Chuck voltage in V	Control unit max. current in A	Suitable control unit
A	B	C <sub>1</sub>	D	P				
200	100	80	120	13	11.0	210	30 / 16	876.10 / 876.03
300	100	80	224	13	17.0	210	30 / 16	876.10 / 876.03
300	150	80	224	13	25.0	210	30 / 16	876.10 / 876.03
400	150	80	328	13	34.0	210	30 / 16	876.10 / 876.03
450	175	80	381	18	44.0	210 / 360	30 / 16	876.10 / 876.03
400	200	80	309	18	45.0	210 / 360	30 / 16	876.10 / 876.03
500	200	80	417	18	56.0	210 / 360	30 / 16	876.10 / 876.03
600	200	80	525	18	67.0	210 / 360	30 / 16	876.10 / 876.03
800	200	80	741	18	90.0	210 / 360	30 / 16	876.10 / 876.03
500	250	80	417	18	70.0	210 / 360	30 / 16	876.10 / 876.03
600	250	80	525	18	84.0	210 / 360	30 / 16	876.10 / 876.03
800	250	80	741	18	112.0	210 / 360	30 / 16	876.10 / 876.03
500	300	80	417	18	90.0	210 / 360	30	876.10
600	300	80	525	18	108.0	210 / 360	30	876.10
800	300	80	741	18	145.0	210 / 360	30	876.10
1000	300	80	921	18	180.0	210 / 360	30	876.10
600	350	80	525	18	126.0	210 / 360	30	876.10
800	350	80	741	18	168.0	210 / 360	30	876.10
1000	350	80	921	18	210.0	210 / 360	30	876.10

Dimensions in mm					Weight in kg	Chuck voltage in V		
A	B	C <sub>1</sub>	D	P				
600	400	80	525	18	145.0	210 / 360	30	876.10
700	400	80	697	18	169.0	360	30	876.10
800	400	80	741	18	193.0	360	30	876.10
1000	400	80	921	18	240.0	360	30	876.10
1200	400	90	1101	18	289.0	360	30	876.10
800	500	80	730	25	241.0	360	30	876.10
1000	500	80	930	25	301.0	360	30	876.10
1200	500	90	1130	25	361.0	360	30	876.10
1250	500	90	1180	25	376.0	360	30	876.10
1500	500	90	1430	25	450.0	360	30	876.10
1600	500	90	1530	25	480.0	360	60	876.10
2000	500	90	1930	25	602.0	360	60	876.10
1000	600	80	930	25	361.0	360	30	876.10
1200	600	90	1130	25	433.0	360	30	876.10
1250	600	90	1180	25	451.0	360	30	876.10
1500	600	90	1430	25	542.0	360	30	876.10
1600	600	90	1530	25	578.0	360	60	876.10
2000	600	90	1930	25	722.0	360	60	876.10
1500	800	90	1430	25	723.0	360	60	876.10
1600	800	90	1530	25	771.0	360	60	876.10
2000	800	90	1930	25	963.0	360	60	876.10

Ordering example: **Electro-Permanent Magnetic Chuck SAV 243.70 - 2000 x 800 - 25 - 360 V**  
 Ordering key: Name SAV - No. - A x B - P - Operating voltage