

ELECTRO PERMANENT MAGNETIC CHUCKS



SAV 243.76
SAV 220.76

with continuous transverse pole pitch $P=35, 65, 85$

Enhanced magnet system with demagnetisation cycle.
Optimised system for high holding forces.
Fully magnetically saturated system through flux concentration.
Version 220.76 quadratic (Pallet), Version 243.76 rectangular.



SAV 220.76
Pole pitch 35, 65



SAV 243.76
Pole pitch 35, 65, 85

Use:

Heavy machining operations also on adapter pallet systems.

With demagnetisation cycle, therefore also for high alloy materials or hardened materials.

- for workpieces to a min. thickness x:
8.0 mm at $P=35$ mm
20.0 mm at $P=65$ mm
32.0 mm at $P=85$ mm
- for flat workpieces min. area:
70 mm x 70 mm at $P=35$ mm
130 mm x 130 mm at $P=65$ mm
180 mm x 180 mm at $P=85$ mm

Nominal holding force:

80 N/cm² at $P=35$ mm
100 N/cm² at $P=65$ mm
160 N/cm² at $P=85$ mm

regulated by use of the holding force coding switch on the control unit

Nominal operating voltage:

210 V

Features:

- Optimised holding force system with demagnetisation cycle
- Complete surface is magnetically active, no "dead zones"

- Solid monoblock design
- "True" pole spacings N/S
- Electro permanent system for absolute safety in the case of a power cut
- Electrical connection with industrial plug on front right side
- Pole gap with brass, wear protected
- 8 mm pole plate wear limit
- Optionally with grid tapped-hole pattern for pole beams or pole shoes possible (M)
- Pole pitches 65 mm and 85 mm optionally available with T-slots DIN 650-10H10 (T)
- Mounting slots on the short faces
- The quadratic design SAV 220.76 optionally available with zero point clamping system upon agreement
- Robust and waterproof
- Protection rating IP65
- Suitable for use with control unit SAV 876.12

Scope of delivery:

- Electrical connection with industrial plug
- Adaption for zero point reference system upon agreement at a surcharge
- Lifting bolts for transportation on larger models.
- Robot flange on request



ELECTRO PERMANENT MAGNETIC CHUCKS



SAV 243.76
SAV 220.76

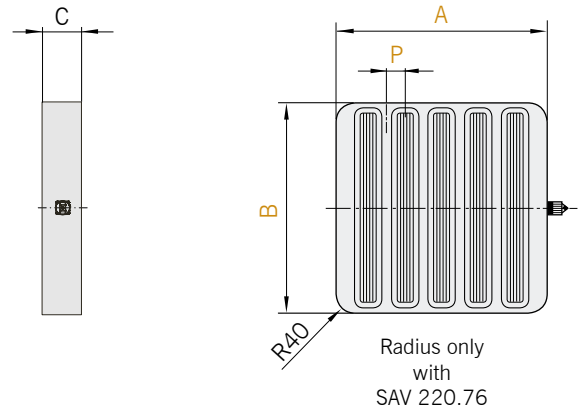
with continuous transverse pole pitch for hard milling

SAV 220.76-35

Dimensions in mm				Weight in kg	Control unit max. imp. current in A
A	B	C ₀	P		
320	320	90	35	72	30
400	400	90	35	113	30

SAV 243.76-35

Dimensions in mm				Weight in kg	Control unit max. imp. current in A
A	B	C ₀	P		
600	400	90	35	170	60
800	500	90	35	283	60 x 2
1000	500	90	35	354	60 x 2



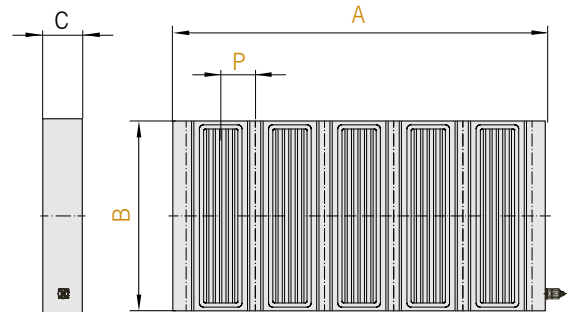
3

SAV 220.76-65

Dimensions in mm				Weight in kg	Control unit max. imp. current in A
A	B	C ₀	P		
320	320	90	65	72	30
400	400	90	65	113	30

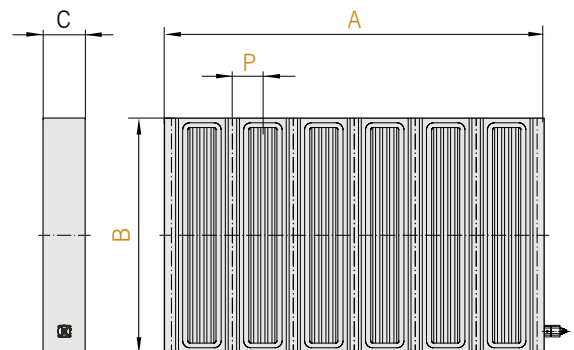
SAV 243.76-65

Dimensions in mm				Weight in kg	Control unit max. imp. current in A
A	B	C ₀	P		
580	400	90	65	164	30
815	500	90	65	288	60
960	500	90	65	340	60



SAV 243.76-85

Dimensions in mm				Weight in kg	Control unit max. imp. current in A
A	B	C ₀	P		
610	400	100	85	192	30
800	500	100	85	314	60
980	500	100	85	385	60



For use with control unit SAV 876.12

Ordering example:

Electro Permanent Magnetic Chuck SAV 243.76 - 980 x 500 - 85 - 210 V - T
Ordering key SAV - No. - A x B - Pole pitch - Nominal voltage - Option