



# MAGNETIC LIFTING

SYSTEMS & STANDARD PRODUCTS

## CONTENTS

PICTOGRAM		PAGE
	SAV – The Company	03 - 09
	Heavy load lifting – working principle Magnet Series	10 - 11
	Control systems	12 - 13
	Applications	14 - 15
	Electro-permanent heavy load lifting magnets	16
	Electro-permanent lifting magnets	17
	Battery powered lifting magnets	18 - 19
	Permanent lifting magnets	20 - 22
	Permanent-magnetic plate lifter	22
	Permanent-magnetic claws	23
	Electro lifting magnets	23 - 24
	Special solutions	25 - 26

Technical data subject to change without notice.  
Typing and printing errors reserved.  
Thank you for reporting any errors.

Copyright:

All rights reserved. Full or partial reproduction of this catalogue by printing, photocopying or in any manner whatsoever is prohibited without prior written permission of SAV Spann- Automations-Normteiletechnik GmbH, Nuremberg.


© SAV Spann-Automations-Normteiletechnik GmbH 2014  
Composition and layout: Design-Agentur-Otto 2014



CATALOGUE VI

# MAGNETIC LIFTING

SYSTEM & STANDARD PRODUCTS





## THE COMPANY

# 30 YEARS OF PRODUCTION

SAV Workholding and Automation is a globally organised and respected manufacturer and supplier of high quality workholding, lifting and automation systems with emphasis on quality, precision and cost efficiency.

With well over 30 years of manufacturing experience and 250 employees SAV has developed a unique concept of workholding, lifting and automation solutions, based on standard products and components suitable for many different applications.



## THE PARTNER FOR:

- Workholding, surface machining  
Magnetic-hydraulic-mechanical-vacuum
- Workholding, circular machining  
All technologies
- Heavy lifting systems
- Automation
- Standard parts
- Special applications

Today, SAV is the leading manufacturer and single source supplier of workholding solutions in Europe and even in the World. Among her customers are solid, well-known automotive industries, leading machine tool manufacturers and distributors and also many high profile end-users.

SAV main targets are innovation, new technologies and applications.

With fully owned qualified development and manufacturing facilities in Nuremberg, Mittweida, Göppingen and Bladel, SAV is capable of reacting quickly and in a flexible manner to specific customer requirements.

## THE SAV GROUP

### SAV PRODUCTION AND TECHNOLOGY CENTERS

#### Germany Headquarters

Sales and Marketing – Germany, Austria, Switzerland



Headquarters:

#### **SAV Spann- Automations- Normteiletechnik GmbH**

Schiessplatzstrasse 36/38a  
90469 Nuremberg  
Germany  
Tel.: +49 911 9483-0  
Fax: +49 911 4801426  
Email: info@sav-spanntechnik.de



Location:

#### **SAV-HSW GmbH**

Toräcker 5  
73035 Göppingen  
Germany  
Tel.: +49 7161 94312-0  
Fax: +49 7161 94312-20  
Email: info@sav-hsw.de

Location:

#### **SAV Produktions GmbH**

Gundelfinger Strasse 8  
90451 Nürnberg-Eibach  
Germany  
Tel.: +49 911 64236-0  
Fax: +49 911 64236-8421  
Email: info@sav-spanntechnik.de



Location:

#### **SAV Mittweida GmbH**

Leipziger Strasse 29  
09648 Mittweida  
Germany  
Tel.: +49 3727 9995-0  
Fax: +49 3727 9995-346  
Email: info@sav-mittweida.de

Location:

#### **SAV Automation GmbH**

Leipziger Strasse 29  
09648 Mittweida  
Germany  
Tel.: +49 3727 9995-200  
Fax: +49 3727 9994-346  
Email: info@sav-mittweida.de



Location:

#### **SAV Walker Hagou B.V.**

Industrieweg 9  
5531 AD Bladel  
Netherlands  
Tel.: +31 497 383835  
Fax: +31 497 382006  
Email: info@sav-lifting.com

Location:

#### **EMATECH GmbH**

Luitpoldstrasse 32  
87700 Memmingen  
Germany



### SAV INTERNATIONAL BRANCH OFFICES

#### Czech Republic

Sales and Marketing – Central and Eastern Europe



#### **SAV CZECH spol. s r. o.**

Kotojedy 56  
767 01 Kroměříž  
Czech Republic  
Tel.: +420 573 334062

#### Netherlands

Sales and Marketing – International

#### **SAV Walker Hagou B.V.**

Industrieweg 9  
5531 AD Bladel  
Netherlands  
Tel.: +31 497 383835



#### Poland

Sales and Marketing – Poland



#### **SAV POLSKA Sp. z o.o**

ul. Fordońska 27A  
85-719 Bydgoszcz  
Poland  
Tel.: +48 52 3219140

#### China

Production, Service Sales and Marketing – Asia

#### **SAV P&T Technology (Shaoguan) Co., Ltd.**

A8 Factory Building, No.8 Chuangye Road,  
Zhenjiang Industrial Park, Zhenjiang District  
512040 Shaoguan  
China  
Tel.: +86 751 8838208



#### France

Sales and Marketing – France, Switzerland (F)



#### **SAV FRANCE S.A.**

Avenue de la Caronnière  
73800 Montmélian  
France  
Tél.: +33 479 701128



# 30 YEARS of COMPETENCE IN MAGNETIC



## SAV-Lifting systems

stands for over 30 years of experience in the field of magnetic workholding and lifting solutions.

Within the SAV Group SAV Walker Hagou is the technology center for magnetic lifting. The company has a large team of highly qualified professionals in the field of magnetic lifting and handling equipment and thereby strengthens the efficiency of the SAV Group.

Our many years of experience in lifting technologies, from our own in-house developments to manufacturing and construction up to the implementation and commissioning phases, is a distinctive quality of SAV.

This guarantees an innovative, professional and, above all, a practical-oriented approach to problem solving.





# WORKHOLDING AND LIFTING

Our range of products covers the complete area of magnetic lifting and handling comprehensively. Our main focus involves both standard and individual, customer specific solutions.

**SAV Lifting systems** include:

- Heavy lifting systems, electro and electro-permanent
- Battery-powered lifting systems, electro and electro-permanent
- Pneumatic switchable, permanent lifting systems
- Manually operated, permanent lifting systems
- Magnetic handling devices

Our product overview offers numerous applications to stimulate your mind. These custom solutions should help you find the right concept(s) for your lifting job(s).

We will be pleased to check the details of and assess your requirements. It goes without saying that every aspect will be considered and calculated to make you a detailed quotation.

## PRODUCTION



### The production of standard and special solutions

In order to manufacture the products developed on our CAD workstations, our production facilities in Germany are equipped with modern, high performance machinery.

Our manufacturing facilities are located in Nuremberg and Mittweida in Germany as well as other European locations.

Naturally, our standard products are employed in our own production processes.

This enables our experienced development team to continually monitor and improve the product specifications which provides a practical benefit to our customers.

The decisive factors of precision and quality are continually monitored through our quality control management procedures.

SAV is 2014 again certified to ISO 9001:2008.



### Our production facilities

- 55 CNC-machining centres up to 5000 mm machining length and 3000 mm in width
- 2 CNC Gantry milling machines  
Gantry range 3 m, table length 5 m
- 3 HSC 5 axis milling machines
- 50 profile / surface / coordinate / circular (internal and outside) grinding machines up to 4000 mm machining length.
- Magnet test bench up to 50,000 kg
- 12 wire cutting and sinker EDM machines
- 4 CNC horizontal lathes
- 1 large horizontal lathe  
Face plate diameter 3000 mm
- 4 coordinate measuring machines  
Range: x = 600 mm, y = 1000 mm, z=465 mm
- 1 injection moulding machine



## ENGINEERING, R&D



### The engineering of standard and special solutions

Our precision products for standard and special solutions are designed by our specialists on modern CAD workstations in order to offer you fully developed, mature, state of the art products.

Our high level of expertise in the construction of magnetic systems benefits customers both in terms of the application and in daily use.

Our many years of experience in the area of special-, workholding- and lifting system solutions are integrated into the development of our standard products to ensure optimal results and the highest possible flexibility in their application.



### Leading in technology – Not just a catch phrase for SAV

Research and development is the basis of our success. We develop magnetic, hydraulic, mechanical and vacuum technology solutions for our customers as well as tools and prototypes according to our customer's specifications. We have a network of approximately 20 CAD workstations at several locations. All of them are equipped with 3D-systems and FEM programmes for magneto-static, thermal, static and dynamic analyses.

#### Development competences in:

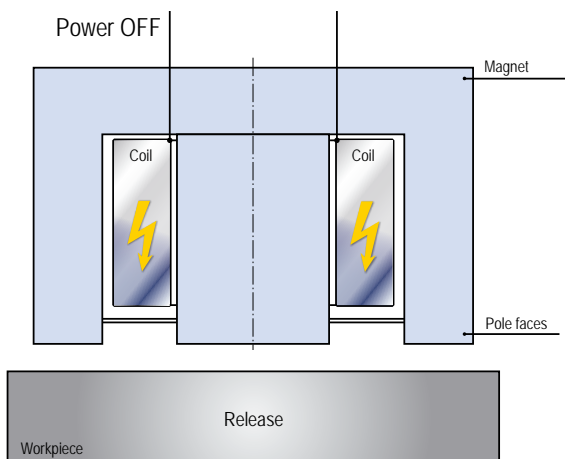
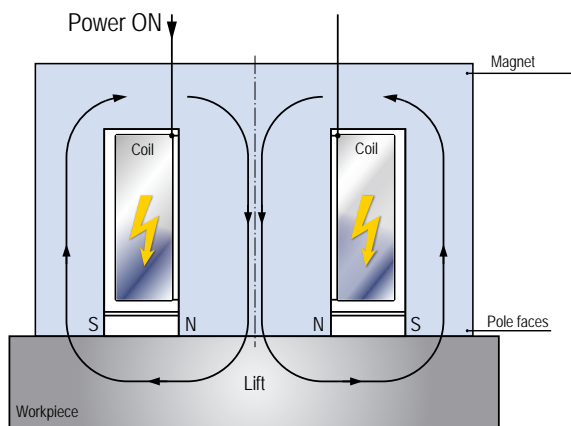
- Magnetics
- Hydraulics
- Mechanics
- Vacuum technologies
- Automation technologies
- Control technologies
- Stationary and rotating workholding technologies

The developments are implemented in the production process using CAD/CAM-applications and PEPS CAD/CAM V4.2.7.

## HEAVY LOAD LIFTING

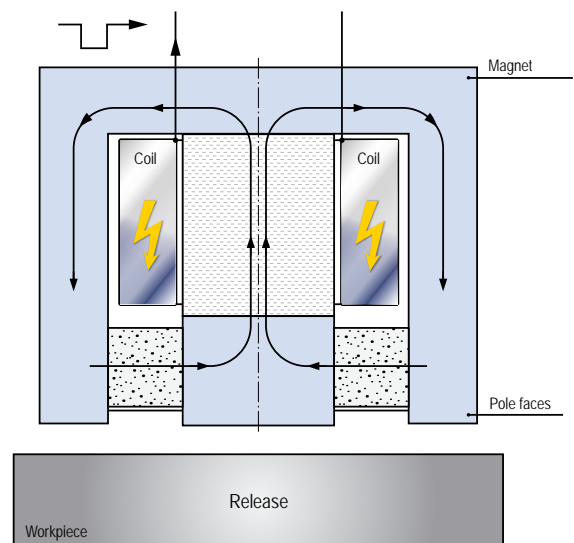
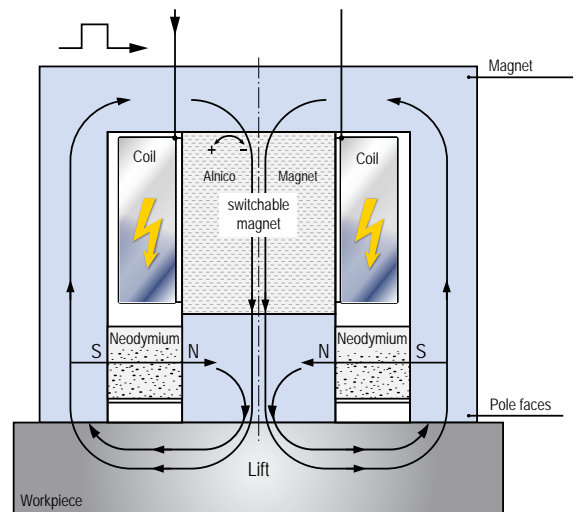
### WORKING PRINCIPLE

#### ELECTRO LIFTING MAGNETS



- Strong magnetic field in air gap situations
- Simple construction
- Wide range of applications
- Bundles and stacks
- Highest performance/weight ratio
- >2-fold safety factor

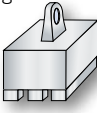
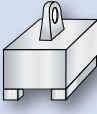
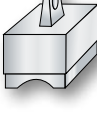
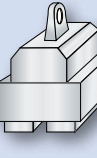
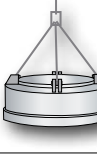
#### ELECTRO PERMANENT LIFTING MAGNETS



- Permanent magnet therefore inherently safe
- No power supply required
- Application-specific magnet system
- Single load handling
- Quick load release
- >3-fold safety factor



## MAGNET SERIES

Series designation	Magnet execution	Working principle	Lifting capacity	Magnet length	Magnet width	Applications
<b>RM</b> <b>RMEP</b>	Rectangular magnet 	Electro or Electro-Permanent	up to 60 Tons	up to 2000 mm	up to 1000 mm	- Ingots - Blocks - Single sheets or stacks - High temperature applications
<b>TM</b> <b>TMEP</b>	2-Pole magnet 	Electro or Electro-Permanent	up to 8 Tons	400 to 1600 mm	75 to 600 mm	- Profiles - Beams - Round material - Long and narrow parts
<b>TM-CH</b> <b>TMEP-CH</b> <b>TM-CV</b> <b>TMEP-CV</b>	Coil magnet 	Electro or Electro-Permanent	up to 35 Tons	up to 1600 mm	up to 1600 mm	- Coil eye horizontal - Coil eye vertical - Slitted coils
<b>TMB</b> <b>RMB</b>	Bundle magnet 	Electro	up to 10 Tons	up to 1500 mm	up to 1000 mm	- Bundles - Reinforcing steel - Pipes - Profiles
<b>WS-Ultra Light</b> <b>WL-Light</b> <b>W-Heavy</b> <b>WH-Ultra Heavy</b>	Scrap magnet 	Electro	up to 40 Tons	up to 2200 mm diameter		- Single slab - Pig iron - Turnings

### Safety standards according to:

- EN 13155 cranes - safety - non-fixed load lifting attachments
- EMC and Low Voltage Directives
- Welding certification according to EN standards
- Machinery Directive 2006/42/EC

### Range of services:

- Construction
- Development
- Production
  - Steel construction
  - Magnet manufacturing
  - Magnet control system assembly
- Quality assurance and certification
- Assembly
- Commissioning and service
- Operator training



## CONTROL SYSTEMS

### Magnet control model MACO B for electromagnets

The control cabinet contains the control unit and has an emergency power supply system with a backup period of 20 minutes as per EN 13155. Siemens PLC technology.

Voltage: (55 VDC) 110 VDC or 220 VDC

Power: 1.5 kW up to 50 kW

The control cabinet dimensions may be subject to change.



Maco B Magnet control cabinet

Power kW	Number of cabinets		Dimensions mm IP54	Voltage VDC
	Control unit	BBU		
1,5	1		1100 x 1200 x 400	55
3	1	1	1400 x 1200 x 400	55
5	1	1	1400 x 1200 x 400	110/220
7,5	1	1	1400 x 1200 x 400	110/220
10	1	1	1600 x 1200 x 400	110/220
15	2	1	1400 x 1200 x 400	110/220
20	2	1	1600 x 1200 x 400	110/220
25	2	1	1600 x 1200 x 400	110/220
30	2	2	1600 x 1200 x 400	110/220
40	2	2	1600 x 1200 x 400	110/220
50	2	2	1600 x 1200 x 400	110/220



Emergency power system BBU

### Magnet control model MACO EP for electro permanent magnets

The magnets are magnetized/demagnetized through a short electrical impulse (1-3 seconds). The power of the magnet can be adjusted as required via a potentiometer. A number of magnet groups are possible. Magnet groups should be pre-selected.


Voltage: 340 VDC

Power: up to 85 kW



Maco EP Magnet control cabinet

Power kW	Current A	Dimensions mm IP54	Voltage VDC
8,5	25	1000 x 1080 x 300	340
13,6	40	1000 x 1080 x 300	340
17,0	50	1000 x 1080 x 300	340
25,5	75	1000 x 1080 x 350	340
34,0	100	1000 x 1080 x 350	340
47,6	140	1000 x 1080 x 350	340
61,2	180	1000 x 1000 x 300	340
68,0	200	1000 x 1280 x 400	340
85,0	250	1000 x 1280 x 450	340



The control cabinets can be integrated into the beam on request.



## CONTROL SYSTEMS

### Magnet operation:

The magnet control switches are usually fully integrated into the crane control and operate via relay contacts. A Profibus connection is also available upon request

Commands:

- Activate magnet
- Deactivate magnet plus safety button
- Tip-off (fanning) plus safety button
- Group pre-selection of 1, 2, 3 .... groups

### Options:

- Variable output voltage (force control) in 5 or 10 steps or even infinitely variable from zero to maximum by a potentiometer, depending on your requirement
- Up to 30 pre-selections of magnets or groups of magnets
- Integrated control module for beam actuation; rotation, telescoping
- Profibus interface with crane controls
- Cabinet heating for temperatures below 0° C
- Cabinet cooling for temperatures above 45° C
- Redundancy – for lifting loads in areas with a high risk of personal injury (e.g. ship freight holds)
- Tip-off (fanning): separating and controlled dropping of excess steel sheets

### Further safety options:

- Automatic force control upon setting down the load
- Current monitoring with warning system
- Locking of control switches to prevent unintentional switching off while lifting and moving

Our magnet controls can be supplied complete with cable drum and control pendant on request.

### Magnet control standard safety features:

- Load test, an essential safety function: Initial lift with 50% magnetic force and automatic step up step up to 100% force 2-3 seconds after lifting.
- Signal lamps (red/green/white) to indicate the system status (load test, full power, off, etc)
- Monitoring of insulation
- Battery bank monitoring; voltage, charging current and symmetry
- Claxon with continuous sound in case of mains power failure

### Crane control interfacing:

This allows a safety optimisation during lifting and handling:

- Enable hoisting command (load lifting, weight measurement)
- Enable crane movement commands after successful magnetisation
- Locking of magnet control switches during crane movements



## APPLICATIONS

### Steel plate handling



Single sheets




Plate stacks



Horizontal / Vertical



Outdoor use



Rotating and telescopic lifting beam



Sheet cutting machine loading and unloading

### Ingots / steel bar handling



Ingots



High temperature (400 up to >600°C)




Solid slab

### Cylindrical material handling



Solid material



Pipes – single



Pipes – in bundles

## OTHER HANDLING SOLUTIONS UPON REQUEST



## APPLICATIONS

### Bundle handling



Beams



Profiles



Steel bar bundles

### Beams and channels



Bundles of beams



Multiple steel profiles



Individual steel profiles

### Coils and slitted coils



Eye vertical



Eye horizontal



Eye horizontal

### Scrap handling



Castings (pig scrap)



Mobile crane



Recycling

## ELECTRO-PERMANENT HEAVY LOAD LIFTING MAGNETS

SAV 531.73

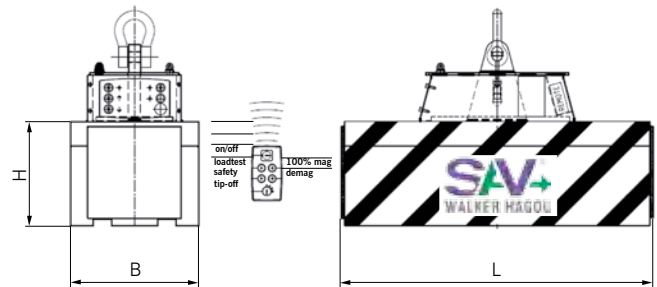
### Intended use:

The RMEP lifting magnet range allows to lift and handle ingots, blocks and heavy plates weighing up to 20 tons.

These magnets are provided with an "on board" magnet control together with a hand held radio remote control.

Thus, a maximum of independency and flexibility is ensured.

An RMEP lifting magnet can be simply hooked up to the crane provided an AC power supply is available at the hook.



### Applications:

- Loading and unloading of machine tools
- Lifting and handling of materials in the ware-house
- Lifting and handling of workpieces in fabrication, manufacturing and assembling stages



Model	Nominal lifting capacity on machined surface air gaps < 0,1mm T	Nominal lifting capacity on thick plates (air gaps < B/300) T	Application	Break-away force (T) at air gaps acc. to EN 13155			Weight kg	Dimensions			Voltage VDC	Power kW
				0	B/300	B/100		L mm	B mm	H mm		
RMEP 3,2	5	3,2	Medium	16,5	11	5,4	325	590	340	275	360	5
RMEP 5	7	5	Medium	22	16	7,7	430	790	340	275	360	6,5
RMEP 6,3	8	6,3	Heavy	28	19	8	760	800	420	340	360	6,5
RMEP 9	11	9	Heavy	36	27	10	1100	1020	420	340	360	7,5
RMEP 16	20	16	Extra Heavy	64	46,5	17,5	2400	1230	600	480	360	9,4
RMEP 20	25	20	Extra Heavy	80	60	21,5	3000	1530	600	480	360	12

Ordering example: Electro-permanent heavy lifting magnet SAV 531.73 - RMEP 3,2  
Designation SAV - No. - Model



## ELECTRO-PERMANENT LIFTING MAGNETS

SAV 531.73

### Intended use:

Effortless lifting and transportation of loads of up to 1000 kg.  
Electrically actuated magnets for individual applications.

### Features:

- Permanent magnet system, electrically controlled
- No loss of lifting force if the power supply fails
- High safety level thanks to the Neodymium magnet system with a 3-fold break-away force
- High level of lifting capacity in case of air gap situations
- V-shaped pole shoes for flat and round materials
- Rapid activation and deactivation of the lifting magnet
- Integrated control unit with illuminated push buttons
- Comprehensive operating instructions and an individual test certificate

### Applications:

- Loading and unloading of machine tools
- Transfer of round and flat materials in the warehouse
- Handling of parts in the assembly and production stages
- Frequent handling on robots

### Optional:

- With infra-red remote control on request. \_\_\_\_\_



Model		NEO-EP 125	NEO-EP 250	NEO-EP 500	NEO-EP 1000
Nominal lifting capacity*					
- Flat material	kg	125	250	500	1000
Round material	kg	60	125	250	500
ø min / max	mm	ø30 / ø120	ø50 / ø200	ø50 / ø200	ø50 / ø200
Length x Width Magnet	mm	206 x 65	250 x 100	250 x 125	425 x 125
Total length x Total width	mm	210 x 116	270 x 140	270 x 150	445 x 167
Height to the crane hook	mm	204	380	405	405
Connection voltage	V	230	230	230	230
Current pulse	A	2,5	3,5	6,7	8
Weight	kg	13	35	54	70

\* Nominal lifting capacity

Maximum weight for steel parts S235JR with smooth contact surfaces and of sufficient size and thickness. The lifting capacity varies according to the type of material, the thickness, the size and the quality of the surface.



Ordering example: Electro-permanent lifting magnet SAV 531.73 - NEO-EP 250  
Designation SAV - No. - Model

## BATTERY POWERED LIFTING MAGNETS

## SAV 531.42 - BM / BMP

### Intended use:

Lifting and moving of loads up to 5000 kg independent from a power supply line. Self-sufficient electromagnets for individual use with infra-red remote control.

### Features:

- Robust steel casing with control and charging unit and maintenance-free 12 V battery
- Bail switch on the lifting eye prevents switching-off during lifting movements.
- Charging level indicator, optic/acoustic alarm signal at low current and battery capacity
- The magnet cannot be switched off when the battery voltage is too low
- Operation through infra-red remote control with 10 m range or directly on the magnet
- Modern electronics with quick reaction times
- Delivery including battery, infra-red transmitter, operation manual and test certificate
- According European guidelines and standards such as UNI EN 13155:2003

**Model BM** in flat execution with one or two magnets for lifting of flat material.

Standard with tip-off function over the infra-red transmitter. Model BM 3600 optimized for thin sheets up to 6000 x 3000 mm.

**Model BMP** with prism and deep magnetic field for lifting of profiles, tubes and round material and additionally flat material with rough contact surface.

**Radio remote control on request.**

### Applications:

- In steel construction and in shipyards to handle steel sheets and profiles:
  - Loading and clearing of flame- or laser cutting machines
  - Loading/unloading of large machine tools
- In steel warehouses for material handling
- Transport of heavy dies, castings and forgings



BM 2500-MkII



BMP 1800-MkII

Model		BM 1350	BM 2500	BM 3600	BM 5000	BMP 1800	BMP 3600
Execution		Flat 1 Magnet	Flat 1 Magnet	flach 1 Magnet	Flat 2 Magnets	Prismatic 1 Magnet	Prismatic 1 Magnet
Nominal lifting capacity*							
- Flat material	kg	1350	2500	3600	5000	1800	3600
- Round material ø min / max	kg mm	-	-	-	-	1100 25 - 300	1800 25 - 300
Length x Width	mm	272 x 242	400 x 242	1050 x 240	1200 x 300	470 x 242	760 x 262
Height to the crane hook	mm	480	485	480	500	615	670
Battery power	Ah	31	79	79	79	79	79
Action time 50% ED	h	8	8	8	8	8	8
Charging voltage	VAC	230	230	230	230	230	230
Weight	kg	72	98	184	224	185	420

\* Nominal lifting capacity

Maximum weight for steel parts S235JR with smooth contact surfaces and of sufficient size and thickness.

The lifting capacity varies according to the type of material, the thickness, the size and the quality of the surface.

**Ordering example:** Battery powered lifting magnet SAV 531.42 - BM 1350 - 230  
Designation SAV - No. - Model - charging voltage



## BATTERY POWERED LIFTING MAGNETS

## SAV 531.42 - BM - TM

### Intended use:

Lifting and moving of longer and larger loads independent from a power supply line.  
Especially developed for loading and unloading of sawing machines.  
Self-contained electromagnetic system for indoor use.

### Features:

- Narrow magnet base, especially suitable for handling of profiles (H, I and U beams)
- Robust steel casing with control and charging unit and maintenance-free 12 V battery
- Bail switch on the lifting eye prevents switching-off during lifting movements.
- Charging level indicator, optic/acoustic alarm signal at low current and battery capacity
- The magnet cannot be switched off when the battery voltage is too low
- Operation through infra-red remote control with 10 m range or directly on the magnet
- Modern electronics with quick reaction times
- Delivery including battery, infra-red transmitter, operation manual and test certificate
- According European guidelines and standards such as UNI EN 13155:2003

### Applications:

- For loading and unloading of sawing machines
- In warehouses and steel works
- Handling of long bars, tubes and profiles



Model			BM-TM 1000	BM-TM 1500
Nominal lifting capacity* on flat material				
At air gap	0 mm	kg	2500	3750
	Width/300	kg	1870	2750
	Width/100	kg	1400	1650
Nominal lifting capacity* on round material				
At air gap	0 mm	kg	1250	1875
Magnet length x width	mm		1000 x 100	1500 x 100
Overall width	mm		242	242
Height to the crane hook	mm		670	670
Battery power	Ah		79	79
Action time at 50% ED	h		8	8
Charging voltage	VAC		230	230
Weight	kg		200	350

\* Nominal lifting capacity

Maximum weight for steel parts S235JR with smooth contact surfaces and of sufficient size and minimum thickness 50 mm.  
The lifting capacity varies according to the type of material, the thickness, the size and the quality of the surface.

**Ordering example:** Battery powered lifting magnet SAV 531.42 - BM-TM 1000 - 230  
Designation SAV - Nr. - Model - Charging voltage

Handling of a cut-off beam at a sawing machine



## PERMANENT LIFTING MAGNETS

SAV 531.01

### Intended use:

For lifting and transportation of loads up to 2000 kg.  
Manually actuated magnets for individual use.

### Features:

- Powerful Neodymium magnets ensure a maximum lifting capacity on uneven and rough contact surfaces
- SAV-BUX lifting magnets are individually tested and delivered with a test certificate.
- Break-away force is at least 3 times the nominal lifting capacity.
- The lifting capacity for round materials is at least 50% of the lifting capacity for flat materials
- Smoothly turning lever with safety lock
- Compact, robust and reliable

### Applications:

- Loading and unloading of machine tools
- Handling of bars and profiles in the warehouse
- Handling of plates, blocks, bars, pipes and profiles in the workshop



Model		NEO 150	NEO 300	NEO 600	NEO 1200	NEO 2000
Nominal lifting capacity						
- Flat material	kg	150	300	600	1200	2000
- Round material	kg	65	150	300	600	1000
Minimum thickness	mm	2	4	6	10	15
Round material						
Diameter Ø min / max	mm	40 - 100	60 - 200	65 - 270	100 - 300	150 - 350
Length x width	mm	93 x 60	152 x 100	246 x 120	306 x 146	480 x 165
Height to the crane hook	mm	110	164	164	216	253
Weight	kg	2,6	10,0	20,0	40,0	90,0



Loading/unloading of a  
milling machine



Cast part in a machining centre



Solid cylindrical material



Heavy construction part

Ordering example: Permanent lifting magnet SAV 531.01 - 150  
Designation SAV - No. - Model



## PERMANENT LIFTING MAGNETS

SAV 531.02

### Intended use:

Lifting and turning loads up to 1000 kg from horizontal to vertical position and vice versa.  
Permanent magnetic device for individual, close proximity use.

### Features:

- NEO Magnet fitted with a lifting arm to lift and turn plates and blocks through 90 degrees
- The arm allows to use the full lifting capacity of the magnet in vertical position
- Magnet's position is adjustable to find the approximate center of gravity of the component
- The lifting arm can be ordered separately for retrofitting an existing NEO magnet
- Only for flat components like plates, blocks and discs
- Special execution for cylindrical components available upon request

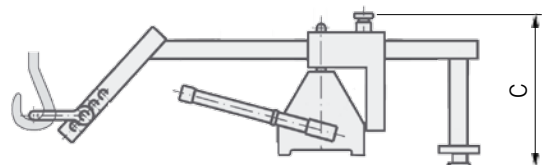
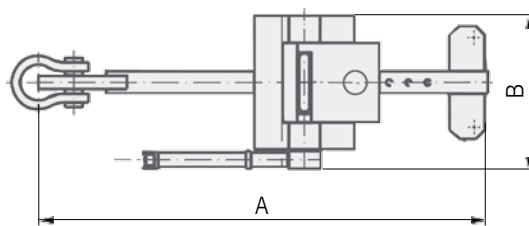
### Applications:

- Loading and unloading of machine tools
- Turning steel sheets in the warehouse
- Turning of plates and blocks in the workshop

### Details:

The arm has a stopper with 2 pins and a slider to adjust the magnet's position. In the vertical position, the component must securely sit against the stopper.

Adjustable lifting eye to adjust the vertical angle of the device with the component. Once in contact with the component, the lifting magnet can be easily switched on by hand.



Model		250	500	1000**
Nominal lifting capacity*	kg	250	500	1000
Min./max. workpiece width or diameter	mm	250 / 800	250 / 1000	300 / 1000
Max. workpiece length	mm	200 - 1500	250 - 2000	300 - 2000
Minimum thickness	mm	4	6	10
Overall length A x width B	mm	960 x 210	1160 x 275	1160 x 350
Overall height C	mm	255	255	295
Weight	kg	27	38	60

\* Nominal lifting capacity: Maximum weight for steel parts S235JR with smooth contact surfaces and of sufficient size and thickness.

\*\* Application-related safety aspects should be clarified before ordering.

Ordering example: Permanent lifting magnet SAV 531.02 - 250  
Designation SAV - No. - Model

## PERMANENT LIFTING MAGNETS

SAV 531.03

### Intended use:

Lifting and handling loads up to 500 kg  
Pneumatically actuated permanent magnets for individual use.

### Features:

- Powerful permanent lifting magnet with a pneumatic cylinder
- Compressed air only needed for switching the magnet ON or OFF
- V-shaped pole shoes for handling both flat and round components
- Removable lifting eye
- Supplied without hoses and pneumatic control unit
- Switches to detect the ON and OFF position available on request

### Applications:

- Handling of flat and round material in the warehouse
- Loading and unloading of machine tools
- In handling devices and on robot arms



Model		NEO-AIR 250	NEO-AIR 500
Lifting capacity*			
- Flat material	kg	250	500
- Round material	kg	125	250
Tested break-away force	daN	750	1500
Diameter min./max.	mm	ø60 / ø200	ø60 / ø200
Length x Width	mm	152 x 120	296 x 120
Height Magnet	mm	185	185
Height incl. cylinder	mm	285	285
Height to the crane hook	mm	365	365
Minimum air pressure	bar	4	4
Connecting thread	G	1/8"	1/8"
Weight	kg	25	47

\* Nominal lifting capacity: Maximum weight for steel parts S235JR with smooth contact surfaces and of sufficient size and thickness.

Ordering example: Permanent lifting magnet SAV 531.03 - NEO-AIR 250  
Designation SAV - No. - Model



## PERMANENT-MAGNETIC PLATE LIFTER

SAV 531.92

### Intended use:

This magnet is used to lift, transport and move sheet metal plates.

### Applications:

Very high lifting force, approx. 85 times own weight.  
Stable housing. Safety according to GS standard.

Nominal lifting force*	daN	60**	120*	170*	300*
Break-away force	daN	60*	240*	340*	600*
Drag force	daN	20	70	100	180
Length	mm	160	140	140	160
Width	mm	150	84	116	180
Weight	kg	1,4	1,4	1,8	3,5

\* measured for drawn material  
St 37 K, thickness 25 mm

\*\* Plastic housing

Ordering example: Permanent-Magnetic-Plate Lifter SAV 531.92 - 300  
Designation SAV - No. - Nominal lifting force





## PERMANENT MAGNETIC CLAWS

SAV 531.20

### Intended use:

Close proximity lifting and handling of flat components up to 300 kg by crane.  
Magnet to be used individually.

### Applications:

Solid construction with lever for easy release of workpieces (sheets etc.)  
Both models can be used for vertical handling as well well, taking into account the reduced lifting capacity. Particularly suited for steel sheets of 4 mm thickness and up.

Nominal holding force	daN	250	300
Nominal dragging force	daN	100	125
Break-away force	daN	750	900
Length	mm	290	290
Width	mm	125	180
Weight	kg	7,5	10,5

Ordering example: Permanent magnetic claw SAV 531.20 - 250  
Designation SAV - No. - Nominal holding force



## ELECTRO-LIFTING MAGNETS

SAV 531.40 / 41

### Features:

- 230 VAC input voltage
- Break-away force according to EN 13155 (VDE 0580)
- Magnet's suspension according to your requirement

### Applications:

**SAV 531.40** – special purpose lift magnet for a variety of components, individual solid parts or bulk handling of smaller, lighter parts in charging and discharging equipment.

**SAV 531.41** – special purpose magnet for a variety of duties and components. Lifting, handling, clamping of plates, blocks, profiles, fabrications etc.



SAV 531.40



SAV 531.41

		SAV 531.40				SAV 531.41	
Nominal holding force	daN	300	460	760	1160	330	830
Diameter / Length	mm	150	180	250	300	400	600
Width	mm	-	-	-	-	200	300
Height	mm	65	80	100	110	207	242
Power consumption	W	44	66	165	220	280	560
Weight	kg	7,6	14,5	34,0	55,0	60	135

Other sizes available upon request. **Attention: Not allowed for use in areas accessible to people. The rules of EN 13155 are to be observed.**

Ordering example: Electro lifting magnet SAV 531.41 - 330  
Designation SAV - No. - Nominal holding force

## ELECTRO LIFTING MAGNETS

SAV 531.44

### Intended use:

Electromagnets for bulk handling of loose, light materials in charging and discharging operations with a bulk weight of up to 100 kg.

### Features:

- Twin electromagnet with a very deep field
- Bulk capacity up to 100 kg
- Integrated control with rectifier for 230 VAC input voltage
- ON/OFF toggle switch on magnet with signal lamp
- Spiralised power cord with plug

Other sizes and lifting capacities available upon request

### Applications:


The MS series is designed for the bulk handling of nuts, bolts, nails, small machined parts, castings, swarf etc. and used to charge or discharge containers, vibratory equipment, conveyor belts in the manufacturing and packaging industry.

A demagnetising coil mounted before the sorting and conveying unit is recommended.

### Lifting capacity:

Unlike other lifting magnets the lifting capacity cannot be rated. The magnet will pick up as much as he can because the materials are loose. The lifting capacity depends largely on the type and nature of the material to be lifted. To determine the true bulk lifting capacity for certain components, tests have to be carried out.

Model		MS 300	MS 400
Approx. maximum bulk capacity	kg	50	100
Length x Width	mm	300 x 300	400 x 400
Height to the crane hook	mm	214	214
Power consumption	W	264	463
Input voltage	VAC	230	230
Weight	kg	57	90



Ordering example: Electro lifting magnet SAV 531.44 - MS 300  
 Designation SAV - No. - Model



## SPECIAL SOLUTIONS



Pneumatically operated permanent palletizer magnet for the palletizing of batteries. The entire contact surface is magnetic.



Beam with magnets on a mobile gantry crane.



Magnetic system with 2 magnets is suitable for small sheets. Maximum flexibility through rotation of magnets; also suitable for beams



Magnet system with 2 magnets on a beam



Telescopic beam with magnets on a fork lift truck. The power to the magnets is provided by a generator mounted on the truck



Special electromagnetic solenoids in the harbour. In case of emergency these solenoids actuate quick release mooring hooks.



## SPECIAL SOLUTIONS



Special purpose built magnets for the alignment of steel sheet in the rolling mill before the guillotine.



Raised poles for lifting between flanges of beams



Lifting eye at end of magnet for vertical lifting



NEO-EP 250 with an integrated crane control unit for handling disc brakes.



Off-shore magnetic lifting systems for drill pipes



Extended poles for lifting large rings



## THE SAV PRODUCT RANGE



### CATALOGUE I: SAV-MAGNETIC WORKHOLDING

Permanent, electro and ep-magnetic, mechanical, hydraulic, vacuum, multi-technique. Demagnetisers, sine tables, magnetic tools



### CATALOGUE II: SAV-STATIONARY WORKHOLDING

Vices and clamping equipment, vacuum clamping, Angle plates and tombstone fixtures, stationary chucks and attachments



### CATALOGUE III: SAV-ROTARY WORKHOLDING

Manually and power operated chucks, lever compensating, finger, console and column chucks




### CATALOGUE IV: SAV-PRODUCTION AUTOMATION

Pallet changers, transfer lines, deburring cells, tool changers, loading/unloading robots




### CATALOGUE V: SAV-STANDARD PARTS

Semi-finished parts, spanners, positioning elements, actuating, guiding and driving components



### CATALOGUE VI: SAV-MAGNETIC LIFTING

Heavy duty magnetic lifting equipment, Permanent lifting magnets, battery lifting magnets, handling tools



### CATALOGUE VII: SAV-CUSTOM SOLUTIONS

Customized magnetic, mechanical, hydraulic, vacuum, stationary and rotary workholding



### CATALOGUE VIII: SAV-SMALL MAGNETS

Flat and holding magnets, pot magnets, magnet cores and office magnets




### CATALOGUE IX: SAV-DRESSING AND CIRCULAR GRINDING

Dressing, circular grinding, indexing tables



**CONSULTATION**  
**DEVELOPMENT**  
**MANUFACTURING**  
**SALES**  
**SERVICE**



**SAV Spann- Automations-  
Normteiletechnik GmbH**

Schiessplatzstrasse 36+38a  
D-90469 Nuremberg  
Germany

Tel.: +49 - 911 - 9483 - 0

Fax: +49 - 911 - 4801426

Email: [info@sav-workholding.com](mailto:info@sav-workholding.com)

[www.group-sav.com](http://www.group-sav.com)